

REFLECTORLESS TOTAL STATIONS



**Long distance, high accuracy,
low power consumption**

- MULTI PULSE EDM TECHNOLOGY
- LONG RANGE PRISMLESS OPERATION
UP TO 1,150 FT (350M)
- NARROWER REFLECTORLESS BEAM
- BLUETOOTH® WIRELESS TECHNOLOGY



Topcon Proven

Topcon total stations are proven field rugged and repeatedly accurate. With over 75 years of experience, Topcon continues to improve existing products such as the GPT-3100W series. The latest EDM technology called "Multi Pulse" provides the user with the best accuracy and performance. We invest in technology improvements to get you those few extra millimeters in accuracy.

The Topcon Way

Topcon wants to be your Primary Source for all your positioning needs. To achieve that, we relentlessly pursue improvements to our technology and products. As a result, we have offered numerous World's First technologies to the survey and construction fields. And we build that industry-leading design and quality into every product we sell.

Surveying

Available in 2, 3, 5, 7 arc second accuracy and display resolution to 1", the GPT-3100W satisfies the need for a compact traversable total station with surveying practice accuracies met.

Construction

Both accurate and rugged, this waterproof and dustproof design makes it perfect for the high demands of a construction site. Do more yourself with the reflectorless EDM.

Forensics

Accuracy and reliability demands are met by the GPT-3100W series for forensic mapping. The added ability to measure into a scene reflectorlessly offers a forensic professional the accuracy needed without disturbing the evidence by walking into the scene with a prism and prism pole.




GPT-3100W Series

Reflectorless Total Stations with Multi Pulse Laser Technology



The GPT-3100W combines compact design and accurate performance with the latest reflectorless technology available, Multi Pulse!



Long Range Prismless Operation: Easy-to-use, Reliable and Safe

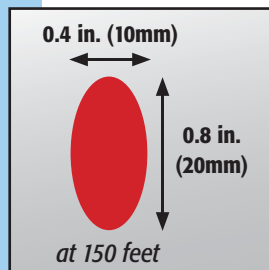
Topcon's unique Multi Pulse laser technology allows the GPT-3100W Series to measure up to 1,150 ft. (350m) in reflectorless mode in complete safety and confidence. The Class 1M laser is so safe, you can even use it in heavy traffic areas. (Visible Laser Pointer: Laser Class 2)

Laser Class 1M: Is not harmful to human health. It never exceeds the maximum permissible dose of light exposure under any condition.




Multi Pulse Laser - Precise Measurements

The most important part of our measurement beam is its unique "Multi Pulse" technology. A pulse beam emits multiple flashes of laser light. These sets of pulses vary in character so that the laser sensor can eliminate false readings. Now, reliably shooting building corners, or objects through a chain link fence, is as easy as point and measure.



Narrow Beam Technology

The GPT-3100W series reflectorless total station has a narrow beam that easily shoots through tight lines of sight. This is ideal for shooting through beams and duct-work. Other wide beam total stations can't get the job done like Topcon.



Pick your point and measure. Accurately.

Along with its Multi Pulse Laser diode for distance measurement, the GPT-3100W uses Topcon's state-of-the-art visible diode technology as a laser pointer. It puts a bright, flashing spot of light exactly at the point to be measured. No more guessing what your measuring or what you've measured. What you point at is what you'll measure.

FC-120/200/2200 Field Controllers


Built for use with the GPT-3100W, the FC-200 and FC-2200 can connect via Bluetooth® wireless technology or via cable. Bright color touch screens make it easy to work in any conditions.



Longer Distance. Better Accuracy. Less Power Consumption.
Topcon's GPT-3100W Series of reflectorless total stations
using Multi Pulse laser technology.

Multi Pulse Laser Technology

Topcon's Multi Pulse laser technology makes our reflectorless measurements more accurate, capable of measuring farther and using less battery power. This new efficient method of reflectorless EDM even provides a narrower beam that makes it easy to measure in between objects.



Bluetooth® Wireless Technology On-board

The GPT-3100W Series provides cable-free, wireless operation. When used with a Bluetooth® wireless technology capable field controller, you can connect wirelessly to the GPT-3100W. No more cables to lose or break!



Standard Package Includes:

- GPT-3100W Series with Lens Cap
- Battery BT-52QA (2 each)
- Battery Charger BC-27BR (120V) or BC-27CR (230V)
- Tool Kit with Case
- Plastic Carrying Case
- Silicon Cloth
- Plastic Rain Cover
- Plumb Bob Set
- Instruction Manual
- Sun Shade



The Leader in Positioning Technology...

Topcon offers positioning products that deliver unparalleled site-wide performance and integration. Topcon's history of technological advances and our reputation for superior reliability means there's no other company positioned to provide you with a better "Total Positioning Solution."

From survey to inspection, Topcon dealers throughout the world supply innovative technology to surveyors, civil engineers, contractors, equipment owners, and contractors, empowering them to improve their productivity, increase their profits, lower their operation costs, and strengthen jobsite safety.

Full positioning integration field-to-finish: That's the goal of Topcon. When it's time for you to step up to the next level, it's time to turn to Topcon.

The Leader in Customer Satisfaction...

To ensure that your Topcon product maintains peak performance, your local Topcon dealer offers factory trained and certified service technicians. If service isn't available in your area, our factory offers a repair and return policy second to none.

Offices Worldwide

TOPCON CORPORATION

75-1 Hasunuma-cho, Itabashi-ku • Tokyo 174-8580, Japan
Phone: 3-3558-2520 • Fax: 3-3960-4214 • www.topcon.co.jp

Topcon Europe Positioning B.V.

Essebaan 11, 2908 LJ Capelle a/d IJssel • THE NETHERLANDS
Phone: 010-4585077 • Fax: 010-4585045 • www.topconeuropa.com

Topcon Corporation Beijing Office

Block A No.9, Kangding Street, Beijing Economic
Technological Development Area, Beijing 100176 • CHINA
Tel: +86-10-6780-2799 • Fax: +86-10-6780-2790



Topcon Positioning Systems, Inc.

7400 National Drive
Livermore, CA 94550
www.topconpositioning.com



Specifications subject to change without notice

© 2008 Topcon Corporation All rights reserved.

P/N: 7010-0884 Rev. A Printed in U.S.A. 05/08

Specifications

GPT-3102W GPT-3103W GPT-3105W GPT-3107W

TELESCOPE

Length	5.9 in. (150mm)
Objective Lens Dia.	1.77 in. (EDM 1.97 in.) (45mm (EDM 50mm))
Magnification	30X
Image	Erect
Field of View	1°30'
Resolving Power	2.8"
Min. Focus Distance	4.29 ft. (1.3m)

DISTANCE MEASUREMENT

Measuring Range	(Target: Kodak White)
Non-prism Mode	5 to 1,150 ft. (1.5 to 350m)
Prism Mode: Condition 1* (1 prism)	9,900 ft. (3,000m)
Measurement Accuracy	(Diffusing Surface)
Non-prism Mode	±(3mm +2ppm x D) m.s.e.
Prism Mode	±(2mm+2ppm x D) m.s.e. D: Measuring distance (mm)

Measuring Time

Fine Measurement Mode	0.008 in. (0.2mm): Approx. 1.5 sec. (Initial 3 sec.) 0.04 in. (1mm): Approx. 1.1 sec. (Initial 2.5 sec.)
Coarse Measurement Mode	0.04 in. (1mm): Approx. 0.8 sec. (Initial 2.5 sec.) 0.4 in. (10mm): Approx. 0.8 sec. (Initial 2.5 sec.)
Tracking Measurement Mode	0.4 in. (10mm): Approx. 0.5 sec. (Initial 2.5 sec.)

ANGLE MEASUREMENT

Method	Absolute Reading		
Detecting System	H: 2 sides V: 2 sides	H: 2 sides V: 1 side	H: 1 side V: 1 side
Minimum Reading	1"/5"	1"/5"	5"/10"
Accuracy	2"	3"	7"

DISPLAY

Graphics LCD 160 × 64 Dots with backlight

Display Unit	2 sides	2 sides	2 sides	1 side
--------------	---------	---------	---------	--------

OPERATING TIME

Including distance measurement	Bluetooth® Port: Approx. 4.2 hours RS-232C Port: Approx. 5.0 hours
Angle measurement only	Bluetooth® Port: Approx. 25 hours RS-232C Port: Approx. 45 hours

DIMENSION

13.2(H)×7.2(W)×6.9(L)in. [336(H)×184(W)×174(L)mm]

Weight

Instrument (with battery)	GPT-3100W series: 11.4 lbs. (5.2kg)
Plastic Carrying Case	7.5 lbs. (3.4kg)

OTHERS

Bluetooth	Yes
Protection against water and dust	IP66 (with BT-52QA) (Based on the standard IEC60529)
Ambient Temperature Range	-4°F to +122°F (-20°C to +50°C)
Point Guide	Yes
Laser Plummet	Yes
Instrument Height	6.93 in. (176mm)
Laser Class	Class1M (for distance measurement) Class2 (Laser Pointer on)

*Condition 1: Sight haze with visibility about 12.5 miles (20km) moderate sunlight with light heat shimmer.

Your local Authorized Topcon dealer is:

The Bluetooth® word mark and logos are registered trademarks owned by Bluetooth SIG, Inc. and any use of such marks by Topcon is under license. Other trademarks and trade names are those of their respective owners.